



BDD INC.
EST. 1952

Sonoran Roller Shade

Retail Price List

June 1st, 2021

Product Information	Page 2
Product Specifications	Page 3
Pattern Listing	Page 4
Pricing	Pages 5-13
Terms, Conditions and Warranty	Page 17

Sonoran Roller Shades by B.D.D., Inc.

Cassette and Fascia Options

Fascia

Height	Depth	Available Colors					Reverse		Max Width
		Gray	Bronze	White	Vanilla	Black	Roll		
3"	3 1/8"	X	X	X	X	X	No	192"	
4"	4 1/16"	X	X	X	X	X	No	192"	
5"	5 3/16"	X	X	X			Yes	192"	
7"	7 1/2"	X	X	X			No	192"	



*Dimensions listed above include mounting bracket

*See pricing and max single shade width limitations on page 12

Cassette

***New-Flat Cassette, clean, sleek profile with no fabric insert (Available July 2021)**

*Curved Cassette, with coordinating fabric insert

*New Flat Cassette

Curved Cassette

	Height	Depth	Available Colors					Reverse		Max Width
			Gray	Bronze	White	Vanilla	Black	Roll		
Curved 100	3"	3 3/4"	X	X	X	X	X	X	96"	
Curved 120	3 7/8"	4 3/16"	X	X	X	X	X	X	144"	
Flat 100	3"	3 1/2"	X	X	X	X	X	X	96"	
Flat 120	3 7/8"	4"	X	X	X	X	X	X	144"	



*Dimensions listed above include mounting bracket

*See pricing and max single shade width limitations on page 12

*Reverse roll not available with Flat or Curved Cassette

Chain

*Stainless Steel Chain is standard for all roller shades, gun metal chain is optional

Hem Bar

Internal Hem Bar

*Internal hem bar standard for all Sonoran Roller Shades

*Folded and welded hem bar pocket

*Sides of hem pocket welded

External Hem Bar

*Available in 5 colors- Bronze, Black, Ivory and Gray

*External hem bar is made of aluminum with plastic end caps

*Fabric insert of roller shade fabric on front of external hem bar

*Available for a net surcharge of \$17 per shade

Spring Assist Option

*Spring assist available for larger manually operated roller shades

*Recommended for roller shades larger than 72 square feet

*Spring assist option is a retail surcharge of \$175 per shade

*Minimum width for spring assist is 60"

Cordless Option

*Cordless option eliminates chain and clutch on roller shade

*Available for shades up to 90" wide and 96" tall, minimum 23" wide

*Cordless option is a retail surcharge of \$155

*Mounted on an aluminum cordless roller shade headrail standard (headrail is 1 1/2" wide and 1/2" tall)

*Mounted inside a cassette as an option, to price out, add cordless surcharge and cassette surcharge to standard shade price

*Fascia not available for cordless option

Side Channel

*Side Channel is one piece, 2 3/16" wide and 13/16" deep

*Comes with a "Slim" external bottom bar with light blocking brush insert on the bottom of hem bar

*Inside mount side channel is mounted by using a screw through the inside of the channel into the side on the window opening, outside mount side channel is mounted by using installation buttons on the surface and then snapping the side channel on top of the buttons

*Side channel will be cut at ordered height of shade and will need to be custom cut by installer at job site

*Bottom bar will be the same width as the fabric

*See pricing on right side of roller shade price grids

*Standard Colors: White, Bronze, and Anodized, Powder Coating is available for \$6 per foot per piece (net price, no discount)

Light Edge L-Channel

*Available in 5 colors, White, Vanilla, Grey, Bronze and Black

*Lightweight, easy to install PVC material

*Net price is \$1 per foot, order by number pieces and length

Sonoran Roller Shades by B.D.D., Inc.

Light Gap Specifications

	Tube Diameter	Pin End	Clutch/Motor Side
VTX15 Clutch	1.5"	1/2"	1/2"
VTX15 Clutch	2"	5/8"	5/8"
VTX20 Clutch	2"	5/8"	5/8"
R28, ST30, ST30WF, 251, 282 Motor	1.5"	1/2"	3/4"
282 Motor	2"	5/8"	7/8"
ST404	2"	3/4"	3/4"
ST50, ST50UQ, 453, 4510	2.5"	1"	1-1/8"

**Shades ordered with fascia will have a light gap 3/16" greater than standard shades on each side.

**Shades ordered with fascia and an LT/ST50 motor will have a light gap 3/16" greater than standard shades on the motor side.

Measuring Instructions

Inside Mount

*When ordered as inside mount, the bracket to bracket measurement will be the same as the order width. There will be no deduction on the order height. See chart above to see how much narrower the fabric will be than the bracket to bracket measurement.

*On manual shades ordered with the cassette option, the fabric will measure 1 5/8" less than the order width

Outside Mount

*When ordered as outside mount, the bracket measurement will be the same as the order width. See chart above to see how much narrower the fabric will be than the bracket to bracket to bracket measurement.

*On manual shades ordered with the cassette option, the fabric will measure 1 3/8" less than the order width

Cloth Measurement

*When ordered as cloth measurement, the fabric will measure the order width, the bracket to bracket measurement will be more than the order size, see chart above.

Couplers/Intermediate Brackets

*Couplers available for motorized shades to allow multiple shades to operate with one motor

*Allow 15% loss in lifting capacity for every coupler used

*Intermediate Bracket (Bracket for connecting coupled shades) for 2" and 2.5" Tube \$85.00 each (net price)

*Due to certain fabric weaves, some coupled roller shades may wrap differently on the tube causing the hem bar to be uneven as a coupled shade rolls up/down.

Powder Coating Option

*Optional powder coating available for Fascia, Cassette, Side Channel, Closure, Pocket, and Brackets

*All pricing below is net (no discounts)

*Minimum Powder Coating Surcharge is \$75

Item	Price per Pair
3" and 4" Fascia Bra	\$17
5" Fascia Brackets	\$22
7" Fascia Brackets	\$26
	Price per Bracket
Coupler Brackets	\$13

Item	Price per Foot
3" and 4" Fascia	\$11
5" and 7" Fascia	\$13
3" and 4" Pocket	\$16
5" and 6" Pocket	\$20
Closure	\$7

Sonoran Roller Shades by B.D.D., Inc.

Pattern Listing						
Pattern	Price Group	Translucency	Fabric Width	Max Shade Width	Railroad	FR
3000 1%	4	1%	118"	144"	Yes	Yes
3000 10%	1	10%	118"	144"	Yes	Yes
3000 3%	3	3%	118"	144"	Yes	Yes
3000 5%	2	5%	118"	144"	Yes	Yes
3000 Blackout	E1	Blackout	118"	118"	No	Yes
650	E	3%	98"	144"	Yes	Yes
Amalfi	C1	Semi-Translucent	110"	110"	No	No
Avila non FR	C	Blackout	118"	144"	Yes	No
Avila FR**	E	Blackout	118"	144"	Yes	Yes
Balmoral BO	E1	Blackout	118"	118"	No	No
Balmoral LF	D3	Semi-Translucent	118"	118"	No	No
Dark Source	A	Blackout	108"	108" or 144"	Yes	Yes
E Screen 1%	D	1%	98"	144"	Yes	Yes
E Screen 10%	B	10%	98"	144"	Yes	Yes
E Screen 3%	C	3%	98"	144"	Yes	Yes
E Screen 5%	C	5%	98"	144"	Yes	Yes
E Screen Deco 1%	E	1%	122"	144"	Yes	Yes
E Screen Deco 3%	D	3%	122"	144"	Yes	Yes
Flocke	G	Blackout	94"	94"	No	Yes
Linen	B	Semi-Translucent	106"	144"	Yes	No
M Screen 1%	D	1%	98"	144"	Yes	Yes
M Screen 3%	C	3%	98"	144"	Yes	Yes
M Screen 5%	C	5%	98"	144"	Yes	Yes
Malibu	B1	Semi-Translucent	110"	110"	No	No
Meridian BO	B2	Blackout	118"	118"	No	Yes
Palm Beach BO	D3	Blackout	118"	118"	No	No
Palm Beach LF	B2	Semi-Translucent	118"	118"	No	No
S Screen 1%	E2	1%	122"	122"	No	Yes
S Screen 4%	D1	4%	122"	122"	No	Yes
S Screen Naturals	C2	5%	98"	98"	No	Yes
Singular BO	D2	Blackout	110"	110"	No	Yes
Verona Twilight	E1	Blackout	118"	118"	No	Yes
Verona Daylight	C3	Semi-Translucent	118"	118"	No	Yes
Vizela	F	Semi-Translucent	94"	94"	No	Yes

*When possible, shades ordered wider than fabric width will have the fabric railroaded (fabric is turned sideways), and may have one or more visible horizontal seams.

*Some fabric is unable to be railroaded, see Railroad column above.

**Available Fall 2021

B.D.D., Inc. 2021

Sonoran Roller Shades by B.D.D., Inc.

Price Group	1	Solar Screen 3000 10%															Side Channel	
		Width To																
Height To		24"	30"	36"	42"	48"	54"	60"	66"	72"	78"	84"	96"	108"	120"	132"	144"	
		36"	167	179	190	202	214	225	237	248	260	272	283	399	429	459	489	520
	48"	176	190	203	217	230	244	257	271	284	298	311	431	465	499	533	566	141
	60"	185	201	216	231	247	262	278	293	309	324	339	462	500	538	576	613	162
	72"	194	212	229	246	264	281	298	316	333	350	367	495	536	577	619	660	183
	84"	203	223	242	261	280	300	319	338	357	376	396	526	572	617	662	707	203.5
	96"	213	234	255	276	297	318	339	360	381	402	424	559	607	657	705	754	225
	108"	222	245	268	291	314	337	360	383	406	429	452	590	642	696	749	801	246
	120"	231	256	281	306	330	355	380	405	430	455	480	621	679	735	792	848	267
	132"	240	267	294	320	347	374	401	427	454	481	508	654	714	774	835	895	287
	144"	249	278	306	335	364	392	421	450	478	507	536	685	749	814	878	942	308
	156"	258	289	319	350	380	411	442	472	503	533	564	717	786	854	922	989	329
Price Group	2	Solar Screen 3000 5%															Side Channel	
		Width To																
Height To		24"	30"	36"	42"	48"	54"	60"	66"	72"	78"	84"	96"	108"	120"	132"	144"	
		36"	168	180	192	204	216	228	240	252	264	276	288	404	435	466	497	528
	48"	178	192	206	220	234	248	262	275	289	303	317	438	472	507	542	577	141
	60"	187	203	219	235	251	267	283	299	315	331	347	471	510	548	587	626	162
	72"	197	215	233	250	268	286	304	322	340	358	376	504	547	589	632	675	183
	84"	206	226	246	266	286	306	326	345	365	385	405	537	584	631	677	724	203.5
	96"	216	238	259	281	303	325	347	369	391	412	434	570	621	672	722	773	225
	108"	225	249	273	297	321	344	368	392	416	440	464	604	658	713	767	822	246
	120"	235	260	286	312	338	364	390	415	441	467	493	637	695	754	812	871	267
	132"	244	272	300	327	355	383	411	439	466	494	522	670	732	795	858	920	287
	144"	254	283	313	343	373	402	432	462	492	521	551	703	770	836	903	969	308
	156"	263	295	327	358	390	422	454	485	517	549	580	736	807	877	948	1018	329
Price Group	3	Solar Screen 3000 3%															Side Channel	
		Width To																
Height To		24"	30"	36"	42"	48"	54"	60"	66"	72"	78"	84"	96"	108"	120"	132"	144"	
		36"	170	182	194	207	219	231	244	256	268	281	293	410	441	473	505	536
	48"	180	194	208	223	237	251	266	280	295	309	323	444	480	516	552	587	141
	60"	189	206	222	239	255	272	288	304	321	337	354	479	519	559	598	638	162
	72"	199	218	236	255	273	292	310	329	347	366	384	513	557	601	645	689	183
	84"	209	230	250	271	291	312	332	353	373	394	415	548	596	644	692	740	203.5
	96"	219	241	264	287	309	332	355	377	400	422	445	583	635	687	739	791	225
	108"	229	253	278	303	327	352	377	401	426	451	475	617	673	730	786	843	246
	120"	238	265	292	319	345	372	399	426	452	479	506	652	712	773	833	894	267
	132"	248	277	306	335	363	392	421	450	479	508	536	686	751	815	880	945	287
	144"	258	289	320	351	382	412	443	474	505	536	567	721	790	858	927	996	308
	156"	268	301	334	367	400	433	465	498	531	564	597	755	828	901	974	1047	329

Manual shades are made with either a 1.5" tube or a 2" tube depending on size and weight limitations. When possible, shades that are ordered wider than fabric width will have the fabric railroded (fabric is turned sideways) and there may be one or more visible horizontal seams. For motorization please see the appropriate pages in this price list. Shades with heights exceeding 3 times the width may be susceptible to telescoping. For Fascia, Cassette and Pocket options, please see pages 12 and 13.

Sonoran Roller Shades by B.D.D., Inc.

Price Group	4	Solar Screen 3000 1%															Side Channel
		Width To															
Height To	24"	30"	36"	42"	48"	54"	60"	66"	72"	78"	84"	96"	108"	120"	132"	144"	
	36"	171	184	197	209	222	235	248	260	273	286	299	416	449	481	513	546
48"	182	196	211	226	241	256	271	286	301	315	330	452	489	526	563	599	141
60"	192	209	226	243	260	277	294	311	328	345	362	489	530	571	612	653	162
72"	202	221	240	260	279	298	317	336	356	375	394	525	570	615	661	706	183
84"	212	234	255	276	298	319	340	362	383	404	426	561	611	660	710	760	203.5
96"	222	246	269	293	316	340	364	387	411	434	458	597	651	705	759	813	225
108"	233	258	284	310	335	361	387	412	438	464	490	633	692	750	808	867	246
120"	243	271	299	326	354	382	410	438	466	493	521	669	732	795	857	920	267
132"	253	283	313	343	373	403	433	463	493	523	553	705	772	839	906	973	287
144"	263	295	328	360	392	424	456	488	521	553	585	742	813	884	956	1027	308
156"	273	308	342	376	411	445	479	514	548	582	617	778	853	929	1005	1080	329

Price Group	A	Darksource Blackout															Side Channel
		Width To															
Height To	24"	30"	36"	42"	48"	54"	60"	66"	72"	78"	84"	96"	108"	120"	132"	144"	
	36"	73	108	121	141	157	172	186	198	210	222	233	282	327	439	461	483
48"	111	140	148	166	182	196	210	222	234	246	258	328	348	467	491	516	141
60"	123	148	167	185	200	215	229	242	255	267	299	348	369	494	522	549	162
72"	140	163	183	200	216	231	246	260	292	338	355	467	507	547	587	627	183
84"	154	177	196	214	230	246	281	294	307	364	383	498	542	586	630	673	203.5
96"	174	196	216	234	252	287	301	315	330	390	411	530	578	625	673	720	225
108"	184	207	227	246	283	298	314	329	344	416	439	562	613				246
120"	220	245	268	309	327	345	364	382	400	442	467	593	648				267
132"	228	254	298	318	337	357	376	396	415	468	495	625	684				287
144"	265	285	306	327	347	368	389	430	451	494	523	657	719				308
156"	272	293	301	336	358	378	403	472	497	520	550	688	755				329

Price Group	B	E Screen 10%, Linen															Side Channel
		Width To															
Height To	24"	30"	36"	42"	48"	54"	60"	66"	72"	78"	84"	96"	108"	120"	132"	144"	
	36"	99	139	156	181	203	224	243	262	279	297	313	374	430	553	587	621
48"	142	179	191	216	239	261	281	301	321	340	359	444	478	611	649	689	141
60"	158	191	219	245	269	293	315	337	358	380	420	487	525	667	711	756	162
72"	180	214	243	271	297	322	346	370	413	435	457	528	572	723	773	822	183
84"	200	234	265	294	322	350	396	420	445	470	494	570	643	779	834	890	203.5
96"	225	261	294	325	355	404	431	458	485	512	539	636	693	835	896	957	225
108"	241	279	313	347	398	428	457	487	517	547	576	682	745	891	958	1024	246
120"	283	324	363	419	454	488	522	556	590	625	685	775	848	947	1019	1092	267
132"	297	340	402	439	475	512	549	586	622	692	731	828	905	1011	1088	1165	287
144"	340	379	418	458	497	536	576	646	687	728	770	872	955	1066	1149	1231	308
156"	352	393	434	476	518	556	603	705	752	799	845	956	1053	1172	1264	1355	329

Manual shades are made with either a 1.5" tube or a 2" tube depending on size and weight limitations. When possible, shades that are ordered wider than fabric width will have the fabric railroaded (fabric is turned sideways) and there may be one or more visible horizontal seams. For motorization please see the appropriate pages in this price list. Shades with heights exceeding 3 times the width may be susceptible to telescoping. For Fascia, Cassette and Pocket options, please see pages 12 and 13.

Sonoran Roller Shades by B.D.D., Inc.

Price Group	B1	Malibu													Side Channel
		Width To													
Height To	24"	30"	36"	42"	48"	54"	60"	66"	72"	78"	84"	96"	108"	110"	
	36"	99	139	156	181	203	224	243	262	279	297	313	374	430	553
48"	142	179	191	216	239	261	281	301	321	340	359	444	478	611	141
60"	158	191	219	245	269	293	315	337	358	380	420	487	525	667	162
72"	180	214	243	271	297	322	346	370	413	435	457	528	572	723	183
84"	200	234	265	294	322	350	396	420	445	470	494	570	643	779	203.9
96"	225	261	294	325	355	404	431	458	485	512	539	636	693	835	225
108"	241	279	313	347	398	428	457	487	517	547	576	682	745	891	246
120"	283	324	363	419	454	488	522	556	590	625	685	775	848	947	267
132"	297	340	402	439	475	512	549	586	622	692	731	828	905	1011	287
144"	340	379	418	458	497	536	576	646	687	728	770	872	955	1066	308
156"	352	393	434	476	518	556	603	705	752	799	845	956	1053	1172	329

Price Group	B2	Meridian BO, Palm Beach LF													Side Channel
		Width To													
Height To	24"	30"	36"	42"	48"	54"	60"	66"	72"	78"	84"	96"	108"	118"	
	36"	99	139	156	181	203	224	243	262	279	297	313	374	430	553
48"	142	179	191	216	239	261	281	301	321	340	359	444	478	611	141
60"	158	191	219	245	269	293	315	337	358	380	420	487	525	667	162
72"	180	214	243	271	297	322	346	370	413	435	457	528	572	723	183
84"	200	234	265	294	322	350	396	420	445	470	494	570	643	779	203.9
96"	225	261	294	325	355	404	431	458	485	512	539	636	693	835	225
108"	241	279	313	347	398	428	457	487	517	547	576	682	745	891	246
120"	283	324	363	419	454	488	522	556	590	625	685	775	848	947	267
132"	297	340	402	439	475	512	549	586	622	692	731	828	905	1011	287
144"	340	379	418	458	497	536	576	646	687	728	770	872	955	1066	308
156"	352	393	434	476	518	556	603	705	752	799	845	956	1053	1172	329

Price Group	C	Avila non FR, E Screen 3% or 5%, M Screen 3% or 5%														Side Channel	
		Width To															
Height To	24"	30"	36"	42"	48"	54"	60"	66"	72"	78"	84"	96"	108"	120"	132"	144"	
	36"	117	148	166	192	216	238	259	279	299	318	336	399	460	586	622	660
48"	151	191	203	230	255	279	302	324	345	366	387	475	514	650	693	737	141
60"	167	203	234	262	289	314	339	363	387	411	454	525	569	715	764	814	162
72"	192	228	260	290	319	347	375	401	447	472	496	573	623	780	809	890	183
84"	213	250	285	317	348	379	428	456	484	511	539	623	701	843	905	967	203.5
96"	240	279	316	350	384	436	467	498	528	559	590	694	758	907	975	1043	225
108"	258	299	338	375	430	464	498	531	565	599	633	745	817	972	1046	1121	246
120"	301	346	389	450	489	528	566	605	643	682	747	846	928	1036	1116	1198	267
132"	317	364	431	472	514	555	597	639	680	758	801	909	997	1112	1199	1287	287
144"	361	405	450	494	539	583	628	706	753	800	846	960	1053	1176	1269	1363	308
156"	374	422	469	516	563	599	657	769	822	876	925	1052	1154	1291	1393	1499	329

Manual shades are made with either a 1.5" tube or a 2" tube depending on size and weight limitations. When possible, shades that are ordered wider than fabric width will have the fabric railroded (fabric is turned sideways) and there may be one or more visible horizontal seams. For motorization please see the appropriate pages in this price list. Shades with heights exceeding 3 times the width may be susceptible to telescoping. For Fascia, Cassette and Pocket options, please see pages 12 and 13.

Sonoran Roller Shades by B.D.D., Inc.

Price Group	C1	Amalfi													Side Channel	
		Width To														
		24"	30"	36"	42"	48"	54"	60"	66"	72"	78"	84"	96"	108"	110"	
Height To	36"	117	148	166	192	216	238	259	279	299	318	336	399	460	586	120
	48"	151	191	203	230	255	279	302	324	345	366	387	475	514	650	141
	60"	167	203	234	262	289	314	339	363	387	411	454	525	569	715	162
	72"	192	228	260	290	319	347	375	401	447	472	496	573	623	780	183
	84"	213	250	285	317	348	379	428	456	484	511	539	623	701	843	203.9
	96"	240	279	316	350	384	436	467	498	528	559	590	694	758	907	225
	108"	258	299	338	375	430	464	498	531	565	599	633	745	817	972	246
	120"	301	346	389	450	489	528	566	605	643	682	747	846	928	1036	267
	132"	317	364	431	472	514	555	597	639	680	758	801	909	997	1112	287
	144"	361	405	450	494	539	583	628	706	753	800	846	960	1053	1176	308
	156"	374	422	469	516	563	599	657	769	822	876	925	1052	1154	1291	329

Price Group	C2	S Screen Naturals												Side Channel
		Width To												
		24"	30"	36"	42"	48"	54"	60"	66"	72"	78"	84"	98"	
Height To	36"	117	148	166	192	216	238	259	279	299	318	336	399	120
	48"	151	191	203	230	255	279	302	324	345	366	387	475	141
	60"	167	203	234	262	289	314	339	363	387	411	454	525	162
	72"	192	228	260	290	319	347	375	401	447	472	496	573	183
	84"	213	250	285	317	348	379	428	456	484	511	539	623	203.5
	96"	240	279	316	350	384	436	467	498	528	559	590	694	225
	108"	258	299	338	375	430	464	498	531	565	599	633	745	246
	120"	301	346	389	450	489	528	566	605	643	682	747	846	267
	132"	317	364	431	472	514	555	597	639	680	758	801	909	287
	144"	361	405	450	494	539	583	628	706	753	800	846	960	308
	156"	374	422	469	516	563	599	657	769	822	876	925	1052	329

Price Group	C3	Verona Daylight													Side Channel	
		Width To														
		24"	30"	36"	42"	48"	54"	60"	66"	72"	78"	84"	96"	108"	118"	
Height To	36"	117	148	166	192	216	238	259	279	299	318	336	399	460	586	120
	48"	151	191	203	230	255	279	302	324	345	366	387	475	514	650	141
	60"	167	203	234	262	289	314	339	363	387	411	454	525	569	715	162
	72"	192	228	260	290	319	347	375	401	447	472	496	573	623	780	183
	84"	213	250	285	317	348	379	428	456	484	511	539	623	701	843	203.5
	96"	240	279	316	350	384	436	467	498	528	559	590	694	758	907	225
	108"	258	299	338	375	430	464	498	531	565	599	633	745	817	972	246
	120"	301	346	389	450	489	528	566	605	643	682	747	846	928	1036	267
	132"	317	364	431	472	514	555	597	639	680	758	801	909	997	1112	287
	144"	361	405	450	494	539	583	628	706	753	800	846	960	1053	1176	308
	156"	374	422	469	516	563	599	657	769	822	876	925	1052	1154	1291	329

Manual shades are made with either a 1.5" tube or a 2" tube depending on size and weight limitations. When possible, shades that are ordered wider than fabric width will have the fabric railroaded (fabric is turned sideways) and there may be one or more visible horizontal seams. For motorization please see the appropriate pages in this price list. Shades with heights exceeding 3 times the width may be susceptible to telescoping. For Fascia, Cassette and Pocket options, please see pages 12 and 13.

Sonoran Roller Shades by B.D.D., Inc.

E Screen 1%, E Screen Deco 3%, M Screen 1%

Price Group	D	E Screen 1%, E Screen Deco 3%, M Screen 1%															Side Channel	
		Width To																
Height To	36"	24"	30"	36"	42"	48"	54"	60"	66"	72"	78"	84"	96"	108"	120"	132"	144"	120
		36"	123	164	183	212	239	264	288	311	333	355	376	444	511	644	686	728
	48"	167	210	225	255	284	311	337	363	388	413	437	533	579	723	772	822	141
	60"	185	224	259	292	323	353	382	411	439	467	514	593	645	800	858	917	162
	72"	212	253	290	325	359	392	425	456	507	537	567	654	713	879	945	1010	183
	84"	236	279	319	357	394	430	485	519	552	586	619	713	804	957	1031	1104	203.5
	96"	266	311	354	395	436	494	531	568	606	643	680	798	874	1036	1117	1199	225
	108"	286	335	381	425	487	528	569	610	651	692	733	860	945	1115	1203	1293	246
	120"	332	385	436	506	552	598	645	691	738	784	857	972	1069	1193	1291	1386	267
	132"	351	407	482	532	583	633	683	733	783	875	928	1053	1159	1293	1398	1504	287
	144"	398	452	506	559	613	667	721	813	870	927	983	1116	1230	1372	1485	1598	308
	156"	412	471	531	586	645	701	759	884	947	1011	1074	1219	1347	1501	1626	1751	329

Price Group	D1	S Screen 4%													Side Channel	
		Width To														
Height To	36"	24"	30"	36"	42"	48"	54"	60"	66"	72"	78"	84"	96"	108"	122"	120
		36"	123	164	183	212	239	264	288	311	333	355	376	444	511	644
	48"	167	210	225	255	284	311	337	363	388	413	437	533	579	723	141
	60"	185	224	259	292	323	353	382	411	439	467	514	593	645	800	162
	72"	212	253	290	325	359	392	425	456	507	537	567	654	713	879	183
	84"	236	279	319	357	394	430	485	519	552	586	619	713	804	957	203.9
	96"	266	311	354	395	436	494	531	568	606	643	680	798	874	1036	225
	108"	286	335	381	425	487	528	569	610	651	692	733	860	945	1115	246
	120"	332	385	436	506	552	598	645	691	738	784	857	972	1069	1193	267
	132"	351	407	482	532	583	633	683	733	783	875	928	1053	1159	1293	287
	144"	398	452	506	559	613	667	721	813	870	927	983	1116	1230	1372	308
	156"	412	471	531	586	645	701	759	884	947	1011	1074	1219	1347	1501	329

Price Group	D2	Singular BO												Side Channel	
		Width To													
Height To	36"	24"	30"	36"	42"	48"	54"	60"	66"	72"	78"	84"	96"	110"	120
		36"	123	164	183	212	239	264	288	311	333	355	376	444	511
	48"	167	210	225	255	284	311	337	363	388	413	437	533	579	141
	60"	185	224	259	292	323	353	382	411	439	467	514	593	645	162
	72"	212	253	290	325	359	392	425	456	507	537	567	654	713	183
	84"	236	279	319	357	394	430	485	519	552	586	619	713	804	203.9
	96"	266	311	354	395	436	494	531	568	606	643	680	798	874	225
	108"	286	335	381	425	487	528	569	610	651	692	733	860	945	246
	120"	332	385	436	506	552	598	645	691	738	784	857	972	1069	267
	132"	351	407	482	532	583	633	683	733	783	875	928	1053	1159	287
	144"	398	452	506	559	613	667	721	813	870	927	983	1116	1230	308
	156"	412	471	531	586	645	701	759	884	947	1011	1074	1219	1347	329

Manual shades are made with either a 1.5" tube or a 2" tube depending on size and weight limitations. When possible, shades that are ordered wider than fabric width will have the fabric railroaded (fabric is turned sideways) and there may be one or more visible horizontal seams. For motorization please see the appropriate pages in this price list. Shades with heights exceeding 3 times the width may be susceptible to telescoping. For Fascia, Cassette and Pocket options, please see pages 12 and 13.

B.D.D., Inc. 2021

Sonoran Roller Shades by B.D.D., Inc.

Price Group	D3	Balmoral Light Filtering, Palm Beach BO													Side Channel
		Width To													
Height To	24"	30"	36"	42"	48"	54"	60"	66"	72"	78"	84"	96"	108"	118"	
	36"	123	164	183	212	239	264	288	311	333	355	376	444	511	644
48"	167	210	225	255	284	311	337	363	388	413	437	533	579	723	141
60"	185	224	259	292	323	353	382	411	439	467	514	593	645	800	162
72"	212	253	290	325	359	392	425	456	507	537	567	654	713	879	183
84"	236	279	319	357	394	430	485	519	552	586	619	713	804	957	203.9
96"	266	311	354	395	436	494	531	568	606	643	680	798	874	1036	225
108"	286	335	381	425	487	528	569	610	651	692	733	860	945	1115	246
120"	332	385	436	506	552	598	645	691	738	784	857	972	1069	1193	267
132"	351	407	482	532	583	633	683	733	783	875	928	1053	1159	1293	287
144"	398	452	506	559	613	667	721	813	870	927	983	1116	1230	1372	308
156"	412	471	531	586	645	701	759	884	947	1011	1074	1219	1347	1501	329

Price Group	E	Avila FR, E Screen Deco 1%, 650														Side Channel	
		Width To															
Height To	24"	30"	36"	42"	48"	54"	60"	66"	72"	78"	84"	96"	108"	120"	132"	144"	
	36"	128	176	196	228	257	284	310	336	360	384	407	481	550	688	733	778
48"	179	226	242	275	306	336	365	394	421	449	476	579	628	772	825	878	141
60"	198	241	280	316	350	383	416	448	479	510	561	647	706	855	917	979	162
72"	227	272	314	353	391	427	464	500	554	588	621	716	784	939	1009	1079	183
84"	254	301	346	388	430	470	530	568	606	644	682	785	885	951	1101	1179	203.5
96"	286	336	384	431	476	539	582	624	666	708	750	878	965	1026	1193	1280	225
108"	309	363	414	464	532	579	625	672	718	764	811	949	1046	1190	1285	1380	246
120"	357	416	473	549	601	654	706	759	812	864	943	972	1081	1186	1378	1480	267
132"	378	441	523	579	636	693	750	807	864	967	1026	1053	1165	1270	1496	1609	287
144"	427	488	549	610	671	732	794	897	962	1026	1090	1144	1230	1527	1709	1833	308
156"	446	512	577	639	705	771	837	975	1046	1117	1190	1276	1504	1721	1977	2117	329

Price Group	E1	Balmoral Blackout, Verona Twilight, 3000 Blackout													Side Channel
		Width To													
Height To	24"	30"	36"	42"	48"	54"	60"	66"	72"	78"	84"	98"	108"	118"	
	36"	128	176	196	228	257	284	310	336	360	384	407	481	550	688
48"	179	226	242	275	306	336	365	394	421	449	476	579	628	772	141
60"	198	241	280	316	350	383	416	448	479	510	561	647	706	855	162
72"	227	272	314	353	391	427	464	500	554	588	621	716	784	939	183
84"	254	301	346	388	430	470	530	568	606	644	682	785	885	951	203.9
96"	286	336	384	431	476	539	582	624	666	708	750	878	965	1026	225
108"	309	363	414	464	532	579	625	672	718	764	811	949	1046	1190	246
120"	357	416	473	549	601	654	706	759	812	864	943	1081	1186	1274	267
132"	378	441	523	579	636	693	750	807	864	967	1026	1165	1270	1383	287
144"	427	488	549	610	671	732	794	897	962	1026	1090	1144	1230	1527	308
156"	446	512	577	639	705	771	837	975	1046	1117	1190	1276	1504	1721	329

Manual shades are made with either a 1.5" tube or a 2" tube depending on size and weight limitations. When possible, shades that are ordered wider than fabric width will have the fabric railroaded (fabric is turned sideways) and there may be one or more visible horizontal seams. For motorization please see the appropriate pages in this price list. Shades with heights exceeding 3 times the width may be susceptible to telescoping. For Fascia, Cassette and Pocket options, please see pages 12 and 13.

Sonoran Roller Shades by B.D.D., Inc.

Price Group	S Screen 1%														Side Channel	
	Width To															
E2	24"	30"	36"	42"	48"	54"	60"	66"	72"	78"	84"	98"	108"	122"		
Height To	36"	128	176	196	228	257	284	310	336	360	384	407	481	550	688	120
	48"	179	226	242	275	306	336	365	394	421	449	476	579	628	772	141
	60"	198	241	280	316	350	383	416	448	479	510	561	647	706	855	162
	72"	227	272	314	353	391	427	464	500	554	588	621	716	784	939	183
	84"	254	301	346	388	430	470	530	568	606	644	682	785	885	951	203.9
	96"	286	336	384	431	476	539	582	624	666	708	750	878	965	1026	225
	108"	309	363	414	464	532	579	625	672	718	764	811	949	1046	1190	246
	120"	357	416	473	549	601	654	706	759	812	864	943	972	1081	1186	267
	132"	378	441	523	579	636	693	750	807	864	967	1026	1053	1165	1270	287
	144"	427	488	549	610	671	732	794	897	962	1026	1090	1144	1230	1527	308
	156"	446	512	577	639	705	771	837	975	1046	1117	1190	1276	1504	1721	329

Price Group	Vizela												Side Channel	
	Width To													
F	24"	30"	36"	42"	48"	54"	60"	66"	72"	78"	84"	94"		
Height To	36"	207	231	255	279	304	328	352	376	400	424	449	574	120
	48"	229	258	287	316	346	375	404	433	462	492	521	657	141
	60"	250	285	319	353	387	422	456	490	525	559	593	739	162
	72"	272	311	351	390	429	469	508	547	587	626	665	821	183
	84"	294	338	383	427	471	516	560	604	649	693	738	904	203.9
	96"	315	365	414	464	513	563	612	662	711	760	810	986	225
	108"	337	392	446	501	555	610	664	719	773	828	882	1068	246
	120"	359	418	478	538	597	657	716	776	835	895	954	1151	267
	132"	381	445	510	574	639	704	768	833	897	962	1027	1233	287
	144"	402	472	542	611	681	751	820	890	960	1029	1099	1315	308
	156"	424	499	573	648	723	798	872	947	1022	1096	1171	1398	329

Price Group	Flocke												Side Channel	
	Width To													
G	24"	30"	36"	42"	48"	54"	60"	66"	72"	78"	84"	94"		
Height To	36"	257	293	330	366	403	439	476	512	549	586	622	773	120
	48"	291	335	380	425	469	514	559	604	648	693	738	904	141
	60"	325	378	430	483	536	589	642	695	748	800	853	1036	162
	72"	359	420	481	542	603	664	725	786	847	908	969	1168	183
	84"	393	462	531	600	670	739	808	877	946	1015	1085	1300	203.9
	96"	427	504	582	659	736	814	891	968	1046	1123	1200	1432	225
	108"	461	547	632	717	803	888	974	1059	1145	1230	1316	1564	246
	120"	495	589	682	776	870	963	1057	1150	1244	1338	1431	1696	267
	132"	529	631	733	835	936	1038	1140	1242	1343	1445	1547	1828	287
	144"	563	673	783	893	1003	1113	1223	1333	1443	1553	1663	1960	308
	156"	597	715	834	952	1070	1188	1306	1424	1542	1660	1778	2092	329

Manual shades are made with either a 1.5" tube or a 2" tube depending on size and weight limitations. When possible, shades that are ordered wider than fabric width will have the fabric railroaded (fabric is turned sideways) and there may be one or more visible horizontal seams. For motorization please see the appropriate pages in this price list. Shades with heights exceeding 3 times the width may be susceptible to telescoping. For Fascia, Cassette and Pocket options, please see pages 12 and 13.

Seasons Roller Shades by B.D.D., Inc.

Fascia and Cassette Surcharge

WIDTH TO

	24"	30"	36"	42"	48"	54"	60"	66"	72"	78"	84"	96"	108"	120"	132"	144"
3" Fascia*	78	83	88	94	99	104	109	115	120	125	130	141				
4" Fascia	97	104	111	117	124	130	137	143	150	156	163	176	189	202	215	228
5" Fascia	136	146	155	164	173	182	191	201	210	219	228	246	265	283	301	319
7" Fascia ◊	326	343	359	376	393	410	426	443	460	477	493	561	594	627	662	695
Cassette 100*	81	90	99	111	124	136	148	161	173	186	198	223				
Cassette 120*	95	106	116	131	145	160	175	189	204	219	233	262	292	321		

◊7" Fascia is only available with Somfy ST50 motors. *For 3" Fascia and Cassette 100/120, motorization limited to R28, ST30, ST30WF, 251, and 282 motors only. Cassette 120 is also available with the ST40 motor.

Roller Shade Pocket and Closure Surcharge

All the items below are available in White or Anodized only

	24"	36"	48"	60"	72"	84"	96"	108"	120"	132"	144"	156"	168"	180"	192"
3" Pocket	101	117	132	147	163	178	193	209	224	239	255	270	286	301	317
4" Pocket	128	147	167	186	206	225	244	264	283	303	322	342	362	381	401
5" Pocket	188	227	265	303	341	379	417	455	493	531	569	607	644	682	719
6" Pocket*	185	239	294	349	404	458	513	568	623	677	732	787	842	898	953
Add Closure for 3" Pocket	27	33	39	46	52	58	64	70	76	82	88	94	99	105	110
Add Closure for 4" Pocket	32	40	48	57	65	73	82	90	98	107	115	123	130	138	146
Add Closure for 5" Pocket	35	44	54	64	74	84	94	103	113	123	133	143	153	163	173
Add Closure for 6" Pocket	36	46	57	67	77	88	98	108	119	129	140	151	162	173	184
L Clip Hanger for Closure	27	33	39	45	51	57	63	69	75	81	87	94	100	107	114
I Clip Hanger for Closure	26	32	38	44	49	55	61	66	72	78	84	89	95	100	106

The pricing for the pocket includes: the pocket extrusion, end plates that are screwed onto the pocket, and an internal pair of brackets for mounting the roller shade. If purchased separately from a roller shade, a motorized bracket may be an additional charge. There are no mounting brackets for the pocket, it is intended to be attached by screwing through the pocket. Pocket pricing does not include closure.

*For the 6" Pocket, standard mounting brackets will be included.

If closure is wanted to go with the pocket, it is to be added to the price of the pocket.

If closure is needed to be used without the pocket, then the L Clip or I Clip can be used as a hanger for the closure.

See page 13 for pocket and closure specifications.

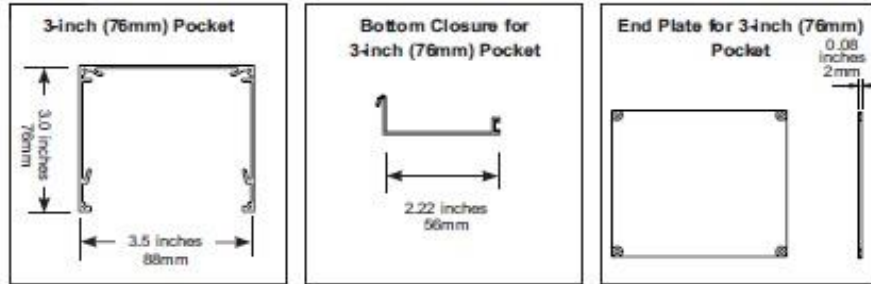
Multiple shades may be mounted side by side inside the pocket.

B.D.D., Inc. 2021

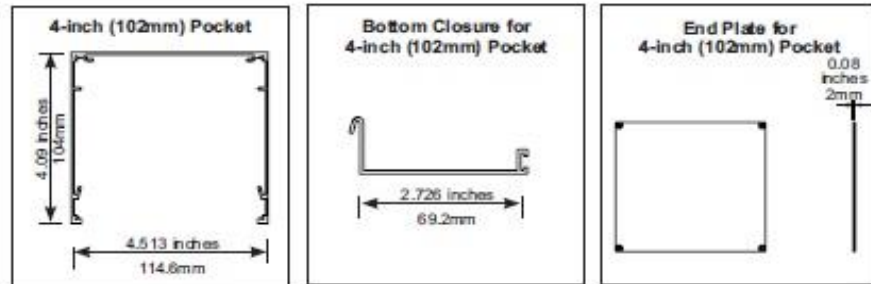
Sonoran Roller Shades by B.D.D., Inc.

Pocket Dimensions

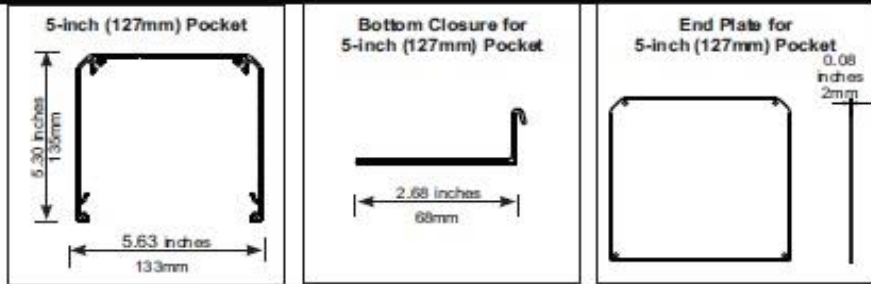
3-inch (76mm) Pocket



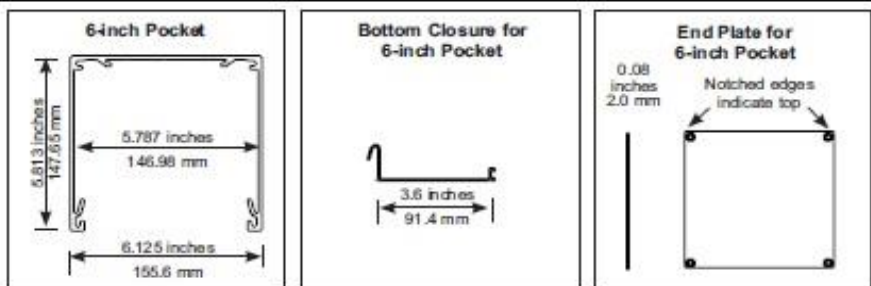
4-Inch (102mm) Pocket



5-Inch (127mm) Pocket

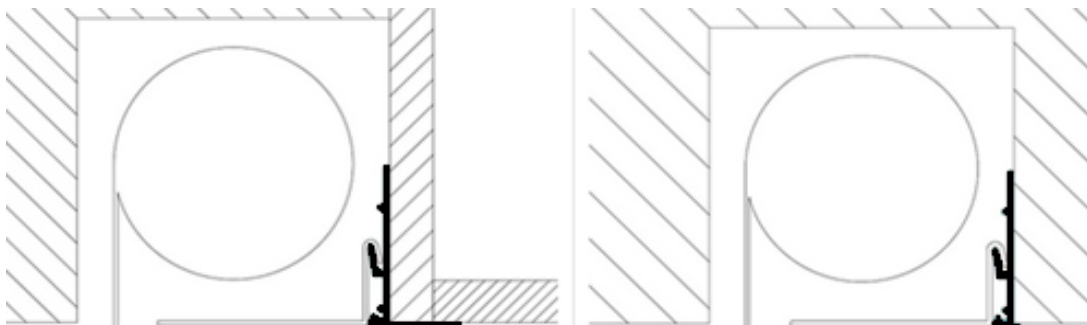


6-Inch (152mm) Pocket



"L" Clip Hanger for Closure

"I" Clip Hanger for Closure



*** "L" Clip and "I" Clip can only be used with Closures for 3", 4" and 5" Pockets

B.D.D., Inc. 2019

Terms and Conditions

ORDER PROCESSING

Telephone Orders

Verbal orders are accepted as the dealer's responsibility. Each order will be repeated back by the Customer Service Representative. In certain instances, we may require written orders.

Changes and Cancellations

All products are custom-made to your specifications under tight deadlines. Once production has begun on your order, changes and cancellations cannot be made.

FREIGHT

Freight for custom blind orders, see BDD freight policy.

Shipments outside the continental U.S. are subject to freight charges. Chargeable parts and returns for repair are subject to freight charges.

CLAIMS AND RETURNS

Defective Merchandise

All manufacturing defects must be reported to Customer Service within 30 days of receipt of blinds. We may require the return of defective blinds prior to repair or replacement.

Returns for Repair

Prior to return for repair, contact Customer Service. We will request the order number, date, purchase order number, and type of product. Arrangements for return will be made at that time with directions as to how the blinds should be returned. The package should be marked for easy identification both inside and outside, and should contain a written confirmation of the verbal repair instructions. Repairs should be packaged carefully.

Product that has been mishandled or received in poor condition will be returned to the customer.

Chargebacks for unauthorized repairs or additional installation cannot be honored. All returns for repair are subject to freight charges.

Returns for Credit

Returns can be accepted only if prior authorization has been obtained from Customer Service. Authorization will include instructions as to how the merchandise should be returned.

Freight Damage UPS/Fed EX

If freight damage is visible, refuse the shipment UPS/RPS will inspect the damage and return to the shipping location. Contact Customer Service for further information.

If freight damage is concealed, retain all packaging materials and contact Customer Service immediately.

Duplicated Orders

All orders are confirmed after entry into our system. Customer service is not responsible for duplicate orders caused by a written order following a telephone order or duplicate faxes.

Contract Orders

Advise Customer Service if you have a contract quote.

PRICING AND TERMS

All prices are subject to change without notice. Until credit is approved, terms are Cash With Order. Standard terms are Net 30 days from invoice date.

Incorrect Merchandise

If any part of your shipment was made incorrectly, please advise Customer Service immediately. A replacement will be made at no charge if the problem was due to B.D.D., Inc. error. If the problem was due to dealer or customer error, the original order and replacement order will be full charge.

Freight Damage Common Carrier (All Shipments FOB Shipping Point)

If freight damage is visible, refuse the shipment. The carrier will return the merchandise to the shipping location for inspection. Contact Customer Service for further information.

If freight damage is concealed, contact Customer Service immediately.

BDD, Inc. Statement of Warranty

Limited Lifetime Warranty

B.D.D., Inc. warrants to the original purchaser that the product purchased from B.D.D., Inc. is free from defect in material and workmanship under normal use and as long as the product remains in the original window. This warranty extends only to the original purchaser of the product.

Motors and motor components are warranted for a period of 5 years. Batteries and battery wands are exempt from this warranty. Fabrics are warranted for a period of 5 years.

This warranty shall not apply to any of the parts that have failed due to accident, negligence, alteration, misuse, abuse, improper handling, installation or maintenance, failure to follow instructions for operating or installing the product, loss of color intensity due to exposure of the sun over a long time, exposure to salt air, or normal wear and tear will also void this warranty.

B.D.D., Inc.'s obligation under this warranty shall be limited to the repair or exchange of any parts or components that may prove defective in normal use within the life of the blind. B.D.D., Inc. reserves the right to inspect any product or components prior to repair. In no event shall B.D.D., Inc. be liable for transportation costs to B.D.D., Inc. B.D.D., Inc. will not be liable for cost of removal or reinstallation of the product, or incidental damages.

To obtain service under this warranty, contact your retailer for replacement or return the product to the retailer. The original purchaser shall be responsible for the transportation cost of the product or replacement back to the original purchaser anywhere in the continental United States. No agent, representative dealer, or unauthorized employee of B.D.D., Inc. has the authority to increase or alter the obligation of this warranty. This warranty does not apply to contract orders.

*Written, online, or faxed orders are recommended (preferred) however, verbal orders are accepted as the dealer's responsibility.

B.D.D., Inc. 2021