

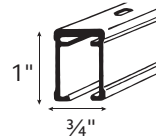
Architrac[®] Baton Draw System

Series 94005 Assembled Set

TRACK STYLE




DIMENSIONS




Track Overview

- Assembled sets includes all necessary components
- Heavy duty, wheeled (Ripplefold™) or ball bearing (pleated) carriers
- Can be curved or bent
- Ceiling mount only (Track pre-drilled 16" on center for direct ceiling mount)
- Fiberglass, steel or PVC baton attached to the lead master carrier is recommended for traversing the draperies.

Available Colors



Specifications

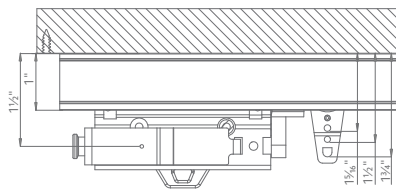
PROFILE	DESCRIPTION	MATERIAL	HEADING STYLE	MOUNT	DRAW	MAX. TRACK SET LENGTH (FT.)	MAX. FABRIC WEIGHT (LBS.)	LBS. PER FT.
	94005 Cubicle Hand/Baton Draw can be angular bent using 12" radius or circular curved	Extruded of 0.050" 6063T5 aluminum alloy etched and anodized.	Pleated, Ripplefold™	Ceiling, Recessed	One-Way	16	64	4
					Two-Way	32	128	4

Maximum track lengths and maximum fabric weights do not apply to curved tracks. Send complete specifications to customer service for feasibility.

Installation

Install according to instructions.

CEILING MOUNT



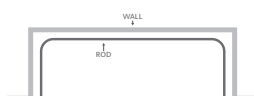
SUPPORT SPACING

Pre-drilled holes are located every 16" on the track. Track is mounted directly to the ceiling through the holes using proper screw for mounting surface.

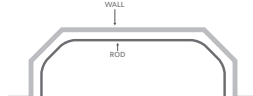
Bend Styles

All bends must include returns except corner with 90° bend.

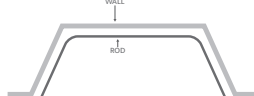
STYLE 1: RECESS



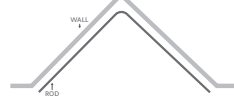
STYLE 2: BOW



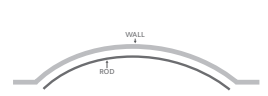
STYLE 3: BAY



STYLE 4: CORNER

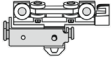

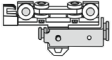
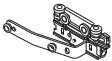

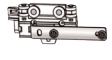


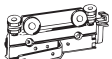



STYLE 5: CURVED





Track Components










Wheeled Master Carriers

ITEM	PRODUCT NUMBER	NOTES
	Buttmaster Carriers Right 84211 Heading Style: Pleated, Ripplefold™ Color: 061 Zinc, 059 Black	Drapery panels butt together at center, no flat areas to overlap 
	Buttmaster Carriers Left 84212 Heading Style: Pleated, Ripplefold™ Color: 061 Zinc, 059 Black	
	Overlap Carriers Right 84203 Heading Style: Pleated, Ripplefold™ Color: 061 Zinc, 059 Black	Drapery panels overlap at center 
	Overlap Carriers Left 84204 Heading Style: Pleated, Ripplefold™ Color: 061 Zinc, 059 Black	
	Over the Top Carriers Right 84205 Heading Style: Pleated Color: 061 Zinc, 059 Black	
	Over the Top Carriers Left 84206 Heading Style: Pleated Color: 061 Zinc, 059 Black	
	Through Fabric Carriers Right 84207 Heading Style: Pleated Color: 061 Zinc, 059 Black	
	Through Fabric Carriers Left 84208 Heading Style: Pleated Color: 061 Zinc, 059 Black	

Ball Bearing Wheeled Carriers

ITEM	PRODUCT NUMBER	NOTES
	25mm Ball Bearing Carriers 9670 Color: 025 White	
	16mm Ball Bearing Carriers 86700 Color: 025 White, 061 Gray, 064 Bronze, 059 Black	

Ripplefold™ Wheeled Carriers

ITEM	PRODUCT NUMBER	NOTES
 1 7/8"	120% Ripplefold™ Carriers 82120 Color: 025 White, 059 Black	
 2 1/8"	100% Ripplefold™ Carriers 82100 Color: 025 White, 059 Black	
 2 3/8"	80% Ripplefold™ Carriers 82080 Color: 025 White, 059 Black	
 2 5/8"	60% Ripplefold™ Carriers 82060 Color: 025 White, 059 Black	
	Two Sides Snap Pendant 82001 Color: 025 White, 061 Gray, 064 Bronze, 059 Black	To be used with Ripplefold™ wheeled carriers. (82120,82100,82080,82060)