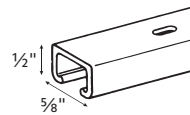


Architrac[®] Cubicle System

Series 9046 Assembled Set

TRACK STYLE


DIMENSIONS



Track Overview

- Assembled sets includes all necessary components
- Low profile, cubicle track (1/2")
- Ideal for cubicle curtains for commercial applications
- Can be curved or bent
- Cordless operation; opened and closed by hand
- Fiberglass, steel or PVC baton attached to the lead master carrier is recommended for traversing the draperies.

Available Colors



Specifications

PROFILE	DESCRIPTION	MATERIAL	HEADING STYLE	MOUNT	DRAW	MAX. TRACK SET LENGTH (FT.)	MAX. FABRIC WEIGHT (LBS.)	LBS. PER FT.
	9046 Cubicle Hand/Baton Draw can be angular bent using 8" or 12" radius or circular curved	Extruded of 0.075" 6063T5 aluminum alloy etched and anodized.	Pleated	Ceiling, Recessed	One-Way	16	64	4
					Two-Way	32	128	4

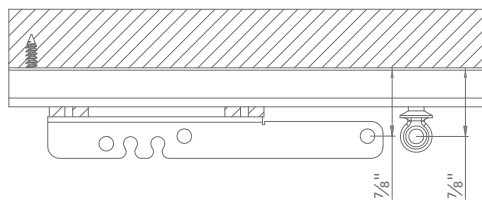
Maximum track lengths and maximum fabric weights do not apply to curved tracks. Send complete specifications to customer service for feasibility.

Installation

Install according to instructions.

CEILING MOUNT

SUPPORT SPACING



Pre-drilled holes are located every 16" on the track. Track is mounted directly to the ceiling through the holes using proper screw for mounting surface.

Bend Styles

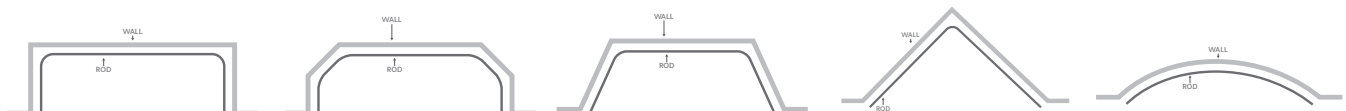
STYLE 1:
RECESS

STYLE 2:
BOW

STYLE 3:
BAY




STYLE 4:
CORNER

STYLE 5:
CURVED





Track Components

Master Carriers

ITEM	PRODUCT NUMBER	NOTES
	Master Slide Split Draw 9644 Color: 061 Zinc	
	Baton Master Right 94158 Color: 025 White	
	Baton Master Left 94159 Color: 025 White	

Slides

ITEM	PRODUCT NUMBER	NOTES
	Molded Slide 9406 Color: 025 White	
	Slides Snap Tab 92121 Color: 025 White	